

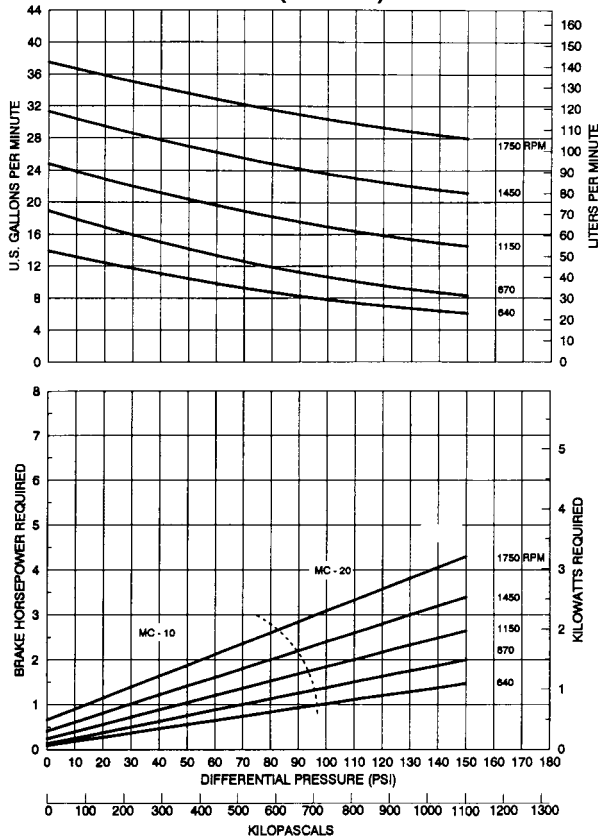


CHARACTERISTIC CURVES

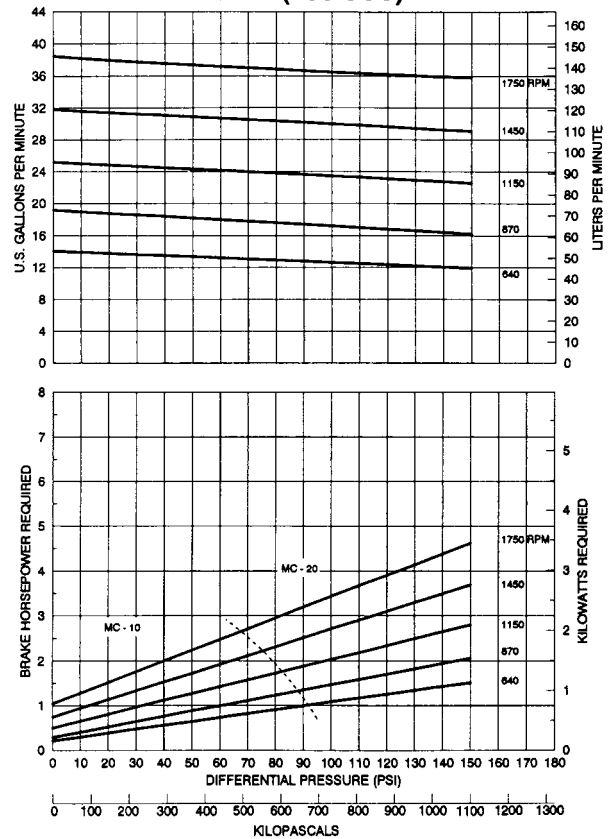
Models: SMVP30B

Page Number	108-033
Effective	July 2002
Replaces	Oct 2001
Section	108

1 CP (30 SSU)*



20 CP (100 SSU)*



NOTE: The MC (dotted) lines are provided to assist in magnetic coupling selection. The MC lines can be used for operating temperatures up to 200°F (93°C). For higher temperatures, consult factory. For viscosities greater than 1000 CP (4600 SSU), consult factory.

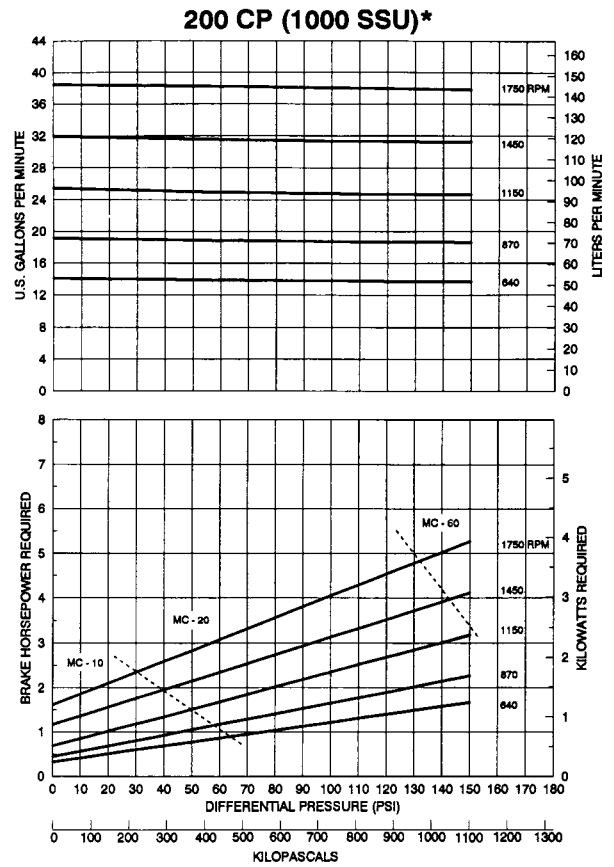
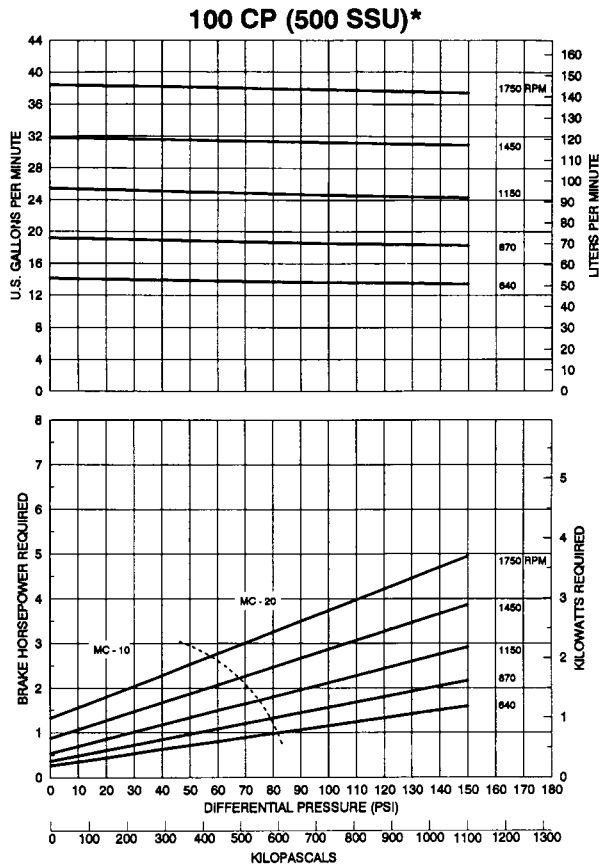
Blackmer Characteristic Curves are based on Brake Horsepower (BHp). To determine Motor Horsepower, drive train inefficiencies must be added to the BHp.

Actual capacities are dependent upon the vapor pressure of the liquid and the inlet conditions of the system.

*Centipoise (CP) to SSU conversion is based on a specific gravity of 1.0.

CHARACTERISTIC CURVES

Models: SMVP30B



NOTE: The MC (dotted) lines are provided to assist in magnetic coupling selection. The MC lines can be used for operating temperatures up to 200°F (93°C). For higher temperatures, consult factory. For viscosities greater than 1000 CP (4600 SSU), consult factory.

Blackmer Characteristic Curves are based on Brake Horsepower (BHp). To determine Motor Horsepower, drive train inefficiencies must be added to the BHp.

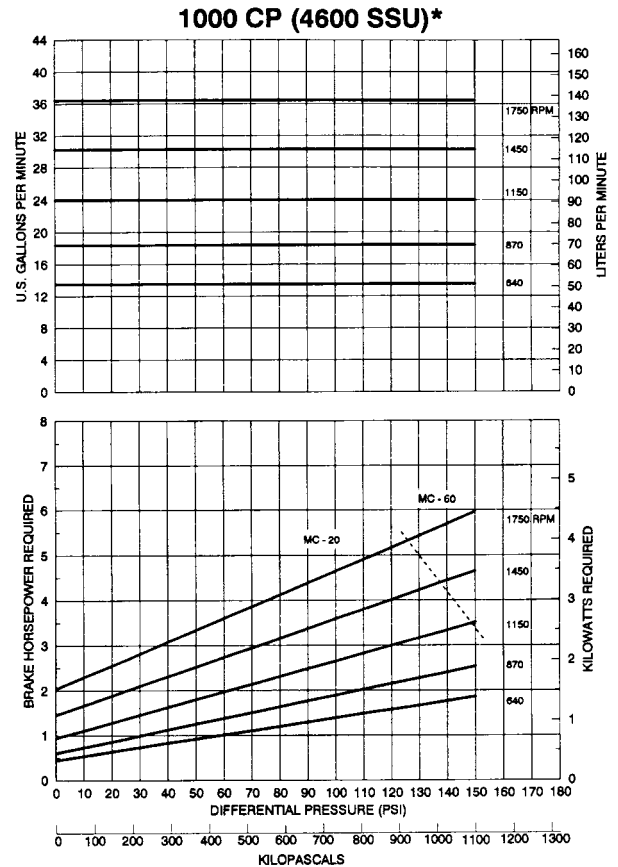
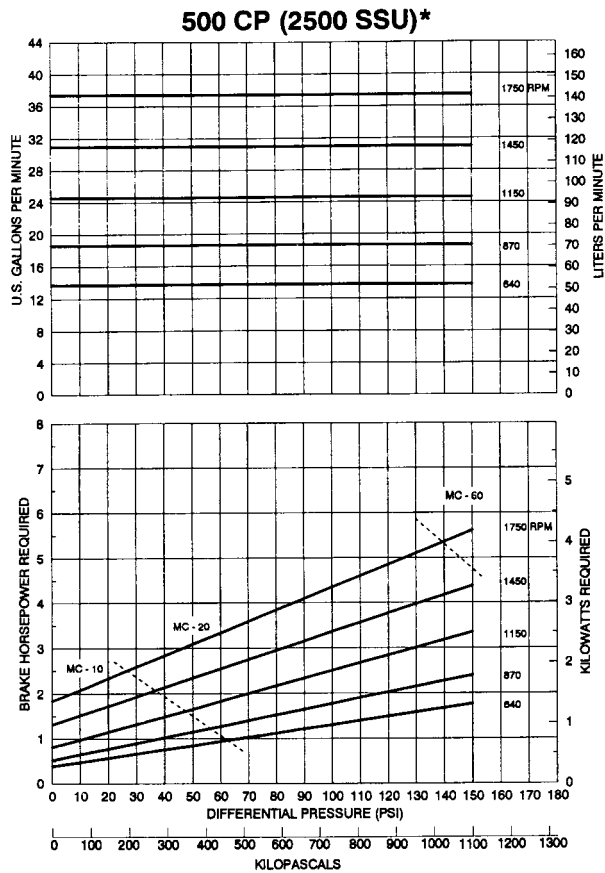
Actual capacities are dependent upon the vapor pressure of the liquid and the inlet conditions of the system.

*Centipoise (CP) to SSU conversion is based on a specific gravity of 1.0.



CHARACTERISTIC CURVES

Models: SMVP30B



NOTE: The MC (dotted) lines are provided to assist in magnetic coupling selection. The MC lines can be used for operating temperatures up to 200°F (93°C). For higher temperatures, consult factory. For viscosities greater than 1000 CP (4600 SSU), consult factory.

Blackmer Characteristic Curves are based on Brake Horsepower (BHp). To determine Motor Horsepower, drive train inefficiencies must be added to the BHp.

Actual capacities are dependent upon the vapor pressure of the liquid and the inlet conditions of the system.

*Centipoise (CP) to SSU conversion is based on a specific gravity of 1.0.



